

1. Accessing ESPN via a Computer

- a. Click on your browser and enter the following url:
www.espn.com/watch/player?country=kn
- b. To activate your free ESPN experience,
 - i. Click the **Picture Icon** in the top right corner next to the search icon and select **ESPN Play Provider**.
 - ii. Next, scroll down and select **The Cable** from the list of Providers and then the following log in screen will appear.




Returning Customers Log In Here:

First Time? Create a Login ID [Here](#)
Forgotton Your Password? Click [Here](#)

- c. As a **first-time** user,
 - i. Please click **Here** and on the next screen (see below)



Set Up Your Access to ESPN Play!




- 1. Enter your Cable account number**
- 2. Enter your new Password**
- 3. Re-enter your new Password.**
- Click Next.**


Returning User? Login [Here](#)

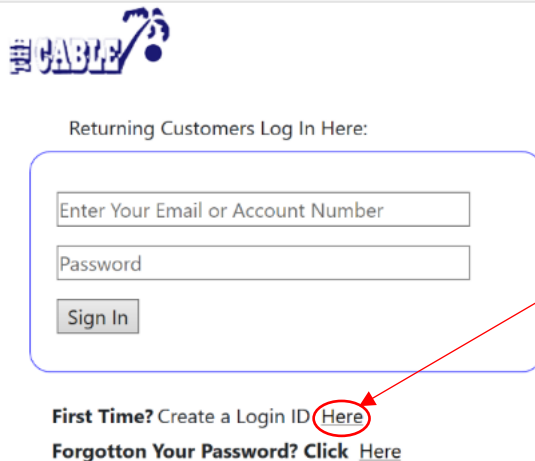
- ii. Please note that the requirements for your password would automatically appear when you begin typing the password.
- iii. On the next screen, Enter your personal **Email Address**. Click Confirm.
- iv. You will see **“An email with a code has been sent to you. Please enter the code here:”**
- v. Enter the **code** from your email.
- vi. Click **Create Login**.
- vii. Upon completion of the required details, you will be able to enjoy Live Feeds, ESPN Films, Sport Replays, Sports On Demand and much more.

2. Accessing ESPN via a Mobile Device

- a. Access your **Play Store** (Android) or **App Store** (Apple) and install the **ESPN ** app:
 - i. Click **Open** and then click **Allow/Accept** on the next notification screens.
 - ii. The ESPN log in screen will appear. Select **Sign Up Later** to proceed.
 - iii. The **Select Edition** screen will appear with U.S. – English, please click **Next**
 - iv. You can then either choose to select your **Favorite Leagues** and then click next or press skip to continue.
 - v. You can then either choose to select your **Favorite Teams** and then click finish to continue.
 - vi. If you chose not to select your leagues and teams, please click **OK** to finalize the process.

b. To complete the setup for the app:

- i. Click the settings Gear Button  on the top right-hand corner of the ESPN app:
 1. Ensure Edition is **U.S. – English**.
 2. Click **Video Settings**, scroll to the **bottom**, select **Watch Region**, select **Caribbean** and then select **Saint Kitts and Nevis**. Click the arrow ←2 times to take you back to **Settings** screen
 3. Click **Manage TV Provider / ESPN Play Provider**.
 4. You can then either type **The Cable** in the search or **scroll down** and select **The Cable** from the list.
 5. Next, you will be presented with a **Sign In** page. As a first-time user, please click **Here**.



Returning Customers Log In Here:

Enter Your Email or Account Number

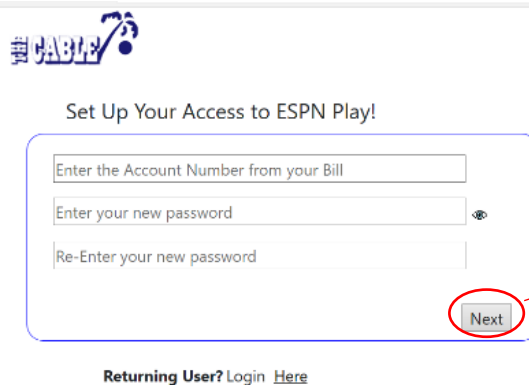
Password

Sign In

First Time? Create a Login ID [Here](#)

Forgotton Your Password? Click [Here](#)

ii. On the next screen,



Set Up Your Access to ESPN Play!

Enter the Account Number from your Bill

Enter your new password

Re-Enter your new password

Next

Returning User? Login [Here](#)

1. Enter your Cable account number
2. Enter your new Password
3. Re-enter your new Password. Click **Next**

- iii. On the next screen, Enter your personal **Email Address**. Click **Confirm**.
- iv. You will see on the screen **“An email with a code has been sent to you. Please enter the code here:”**; go to your personal Email and retrieve the code (the subject of the email will be **“ESPN Confirmation Code: XXXXX”**)
- v. Enter the retrieved **code** into the box provided (below your password).
- vi. Click **Create Login**.
- vii. Upon completion of the required details, you will now have full access to enjoy Live Feeds.